

How to Make a Newsletter in 30 Minutes.

First go to Mailchimp or Beehive and setup an account

Set up your template.


Go to Youtube and find a video you think would be interesting to your email list.


On youtube click on the transcription link and copy the first 10 minutes of the video.
Paste that into chat GPT.


Before you hit enter copy and paste this prompt into chat in the same window as the transcript


Rewrite this text for an investor newsletter in the following format: it should be roughly 8-10 points that feature some of the ideas from the text above. At the end of each sentence Double space. After each sentence and at the end of the sentence add emojis that are relevant to each sentence

This is a typical result

 **Build and Strengthen Relationships:** An investor newsletter provides a platform to engage with your current investors, fostering a sense of community and transparency. Regular communication can help build trust and loyalty, which are crucial in the private equity industry.

 **Showcase Expertise:** A well-crafted newsletter allows your firm to showcase its industry knowledge, insights, and expertise. By providing valuable market analysis, trends, and investment strategies, you position your firm as a thought leader in the field.

 **Educate Investors:** Private equity investments can be complex. An investor newsletter offers the opportunity to educate your investors about the intricacies of the industry, the investment process, and potential risks and rewards. This can lead to more informed and confident investment decisions.

 **Market Branding and Exposure:** Your newsletter can serve as a marketing tool to enhance your firm's brand recognition. Consistent, high-quality content can help your firm stand out in a competitive market and attract new potential investors.

Then you copy and paste the video link in your template

Then you copy and paste the text from GPT to your template

Then send it out.

